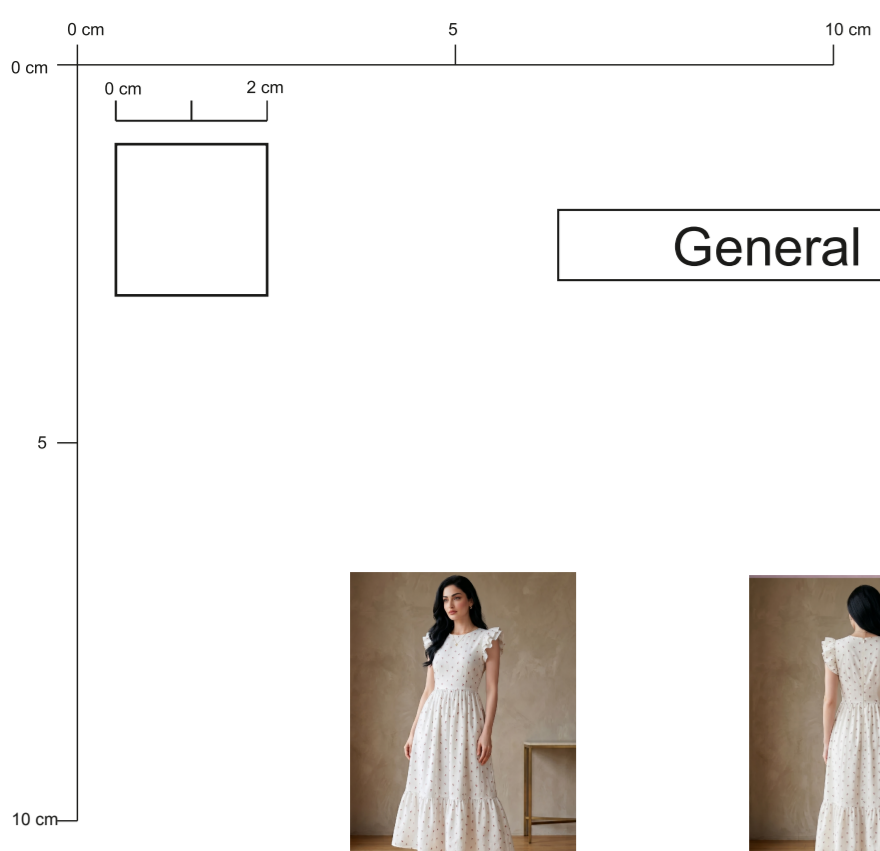




General Information



**SIZE KEY**

XS	[Pink line]
S	[Blue line]
M	[Orange line]
L	[Green line]
XL	[Purple line]
XXL	[Magenta line]
XXXL	[Dark Blue line]

Seam allowance: 1 cm / 0.4 inches

**SYMBOLS USED IN THIS PAT**


↑ Fabric Lengthwise grain

↳ Set this side of the pattern on the fold side of fabric

You can print this pattern either in color or B&W. Select the size in the size key and follow either the color or the style of line to cut the pattern for your size.

To print separate sizes, show or hide the correspondent layers on your PDF Reader

Assembly the pages matching the registration marks



INCHES				CENTIMETERS			
SIZE	Bust	Waist	Hip	SIZE cm	Bust	Waist	Hip
XS	34.3	28.4	36.2	XS	87	67	92
S	36.2	28.3	38.2	S	93	73	97
M	38.2	30.3	40.2	M	97	77	102
L	40.2	32.3	42.1	L	102	82	107
XL	42.1	34.3	44.1	XL	107	87	112
XXL	44.1	36.2	46.1	XXL	112	92	117
XXXL	46.1	38.2	48	XXXL	117	97	122

**NECKLINE FACING**

Cut 1 piece

**FRONT A**

Cut 1 piece

**FRONT B**

Cut 1 piece

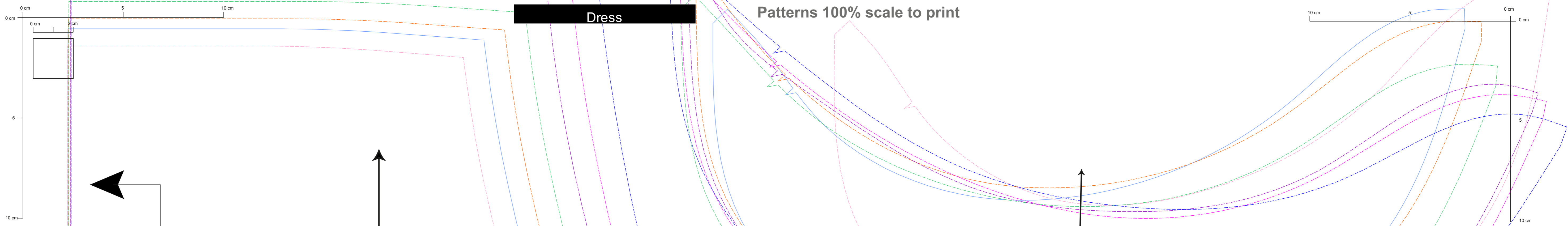
**SLEEVE A**

Cut 2 pieces



Dress

Patterns 100% scale to print



**SLEEVE B**  
Cut 2 pieces

**BACK A**  
Cut 2 pieces

**BACK B**  
Cut 2 pieces

**FLOUNCE**  
Cut 2 pieces

