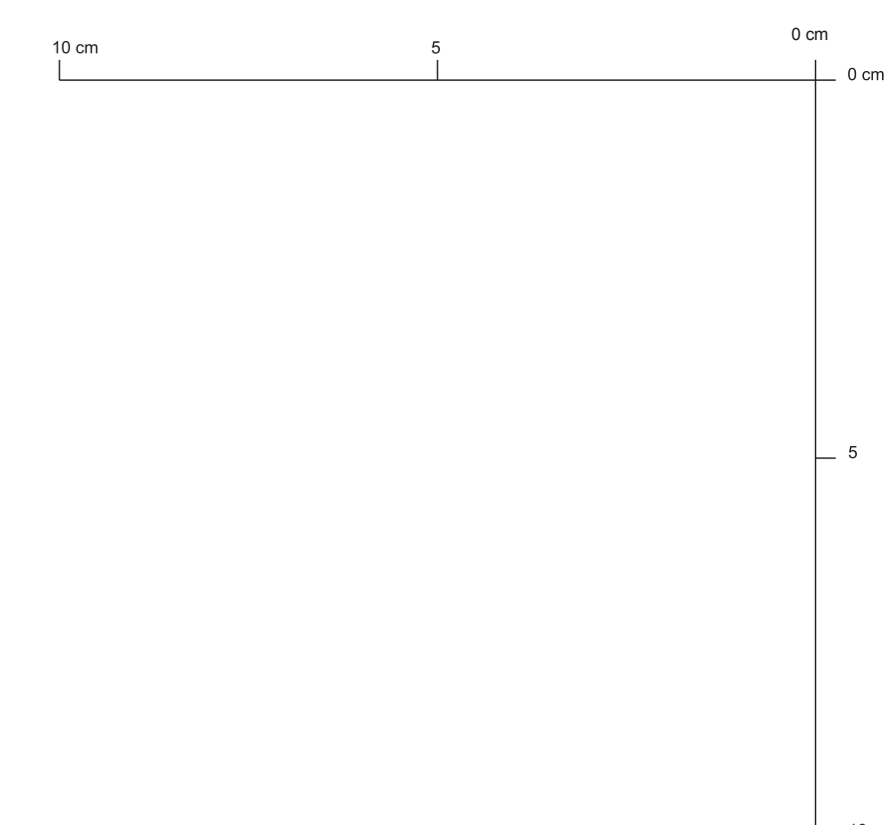



Blouse

Patterns 100% scale to print

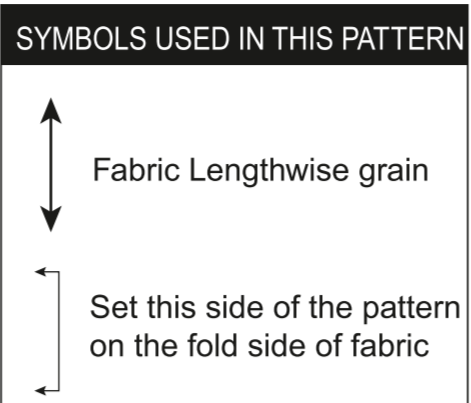


General Information



SIZE KEY	
XS	
S	
M	
L	
XL	
XXL	
XXXL	

Seam allowance: 1 cm / 0.4 inches



You can print this pattern either in color or B&W. Select the size in the size key and follow either the color or the style of line to cut the pattern for your size.

To print separate sizes, show or hide the correspondent layers on your PDF Reader

INCHES

SIZE in	Bust	Waist	Hip
XS	34.3	26.4	36.2
S	36.2	28.3	38.2
M	38.2	30.3	40.2
L	40.2	32.3	42.1
XL	42.1	34.3	44.1
XXL	44.1	36.2	46.1
XXXL	46.1	38.2	48

CENTIMETERS

SIZE cm	Bust	Waist	Hip
XS	87	67	92
S	92	72	97
M	97	77	102
L	102	82	107
XL	107	87	112
XXL	112	92	117
XXXL	117	97	122

Assembly the pages matching the registration marks

